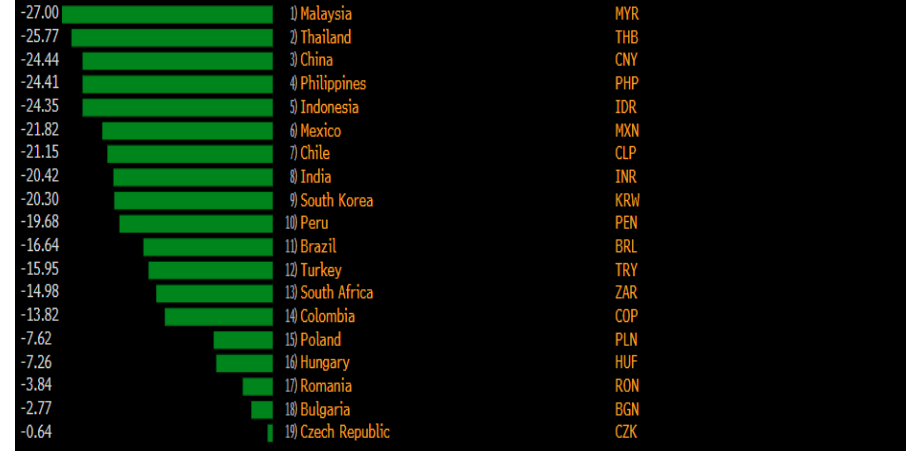


Eurobond Piyasasındaki Gelişmeler

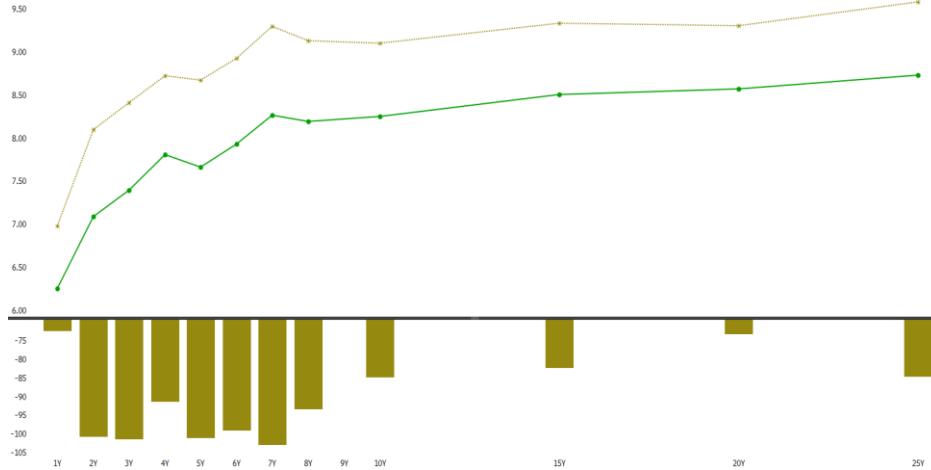
Bu yıl Haziran ayı itibarı ile TCMB'nin uyguladığı sıkı para politikası, enflasyon beklentilerini büyük ölçüde çıpalamış gibi görünüyor. Yurt içindeki ekonomi ve para politikalarının olumlu etkisine ek olarak GOÜ risk primlerinde son 23 Ekim'den bu yana yaşanan belirgin gerileme ile Türkiye CDS primlerinde de düşüş var. Özellikle Türkiye 1 yıllık CDS primi son 4 günde %27 düşerek 147'den 106 bps'e geriledi, aynı zaman aralığında 5Y CDS %7 düştü. Kısa vade yani 1 yıllık CDS primimizde 5Y CDS'e göre çok daha keskin düşüş olduğunu görüyoruz. Kısa vade CDS'ler beklentileri genelde uzun vade CDS'lere göre daha keskin biçimde fiyatlara yansır. Kısa vade primimiz çok daha keskin düştüğü için olumlu beklentilerin güçlendiği sinyali alıyoruz. GOÜ risk primlerindeki olumlu hareket terse dönmedikçe Türkiye CDS'i de bu bölgelerde kalıcı olabilir.

GOÜ 5Y CDS (23 Ekim'den Bugüne değişim)



Kaynak : Bloomberg, Garanti BBVA Yatırım

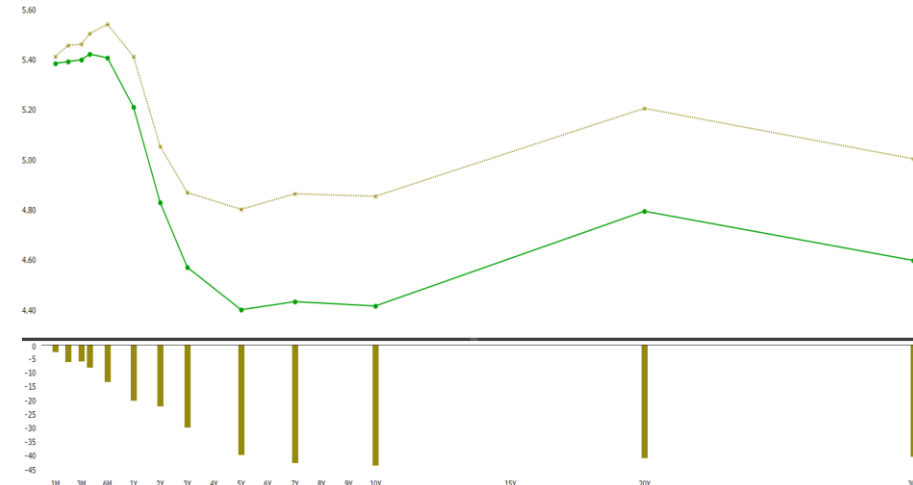
Eurobond Getiri Eğrisi(23 Ekim'den Bugüne değişim)



Kaynak : Bloomberg, Garanti BBVA Yatırım

Sarı Çizgi: 23.10.23 // Yeşil Çizgi: 17.11.23

ABD Tahvil Getiri Eğrisi (23 Ekim'den Bugüne değişim)



Kaynak : Bloomberg, Garanti BBVA

Sarı Çizgi: 23.10.23 // Yeşil Çizgi: 17.11.23

Finans Sektörü Eurobondlar Değişim

ISIN KODU	ŞİRKET	VADE	10.11.23 GETİRİ%	17.11.23 GETİRİ%	Fark Bps	PARA BİRİMİ
XS2690024687	DENIZBANK AS	21.09.2024	6,55	9,58	303	USD
XS2675112176	DENIZBANK AS	10.09.2024	6,50	9,52	303	USD
XS2672305526	DENIZBANK AS	27.08.2024	6,43	9,45	302	USD
XS2669242245	DENIZBANK AS	19.08.2024	6,37	9,38	301	USD
XS2661086723	DENIZBANK AS	03.08.2024	6,31	9,32	301	USD
XS2590221185	TURKIYE VAKIFLAR BANKASI	01.03.2024	5,46	5,07	-39	EUR
XS2590220963	TURKIYE VAKIFLAR BANKASI	29.02.2024	5,45	5,06	-39	EUR
XS2590220880	TURKIYE VAKIFLAR BANKASI	27.02.2024	5,43	5,04	-39	EUR
XS1003016018	TURKIYE IS BANKASI A.S	10.12.2023	3,86	1,87	-199	USD
XS2565294241	QNB FINANSBANK AS/TURKEY	12.12.2023	0,57	-1,77	-234	USD

Kaynak : Bloomberg, Garanti BBVA Yatırım

Reel Sektör Eurobondlar Değişim

ISIN KODU	ŞİRKET	VADE	10.11.23 GETİRİ%	17.11.23 GETİRİ%	Fark Bps	PARA BİRİMİ
XS1301525207	ALBARAKA SUKUK LTD	30.11.2025	8,25	8,41	16	USD
XS2542771345	FIBA HOLDING AS	10.10.2024	0,60	0,74	14	USD
XS2384355520	KT21 T2 CO LTD	16.12.2031	8,95	8,53	-41	USD
XS2100270508	TURKIYE SINAI KALKINMA	23.01.2025	7,43	6,90	-52	USD
XS1772390628	BEREKET ONE LTD		1,72	1,17	-55	USD
XS1577950402	COCA-COLA ICECEK AS	19.09.2024	7,22	6,52	-70	USD
XS1917720911	TURK IHRACAT KR BK	24.01.2024	5,04	3,84	-120	USD
XS2404286101	FIBA YENILENEBİLİR HOLDİ	20.12.2023	1,40	0,10	-130	USD
XS2071397850	MERSIN ULUSLARARASI LI	15.11.2024	11,65	8,14	-351	USD

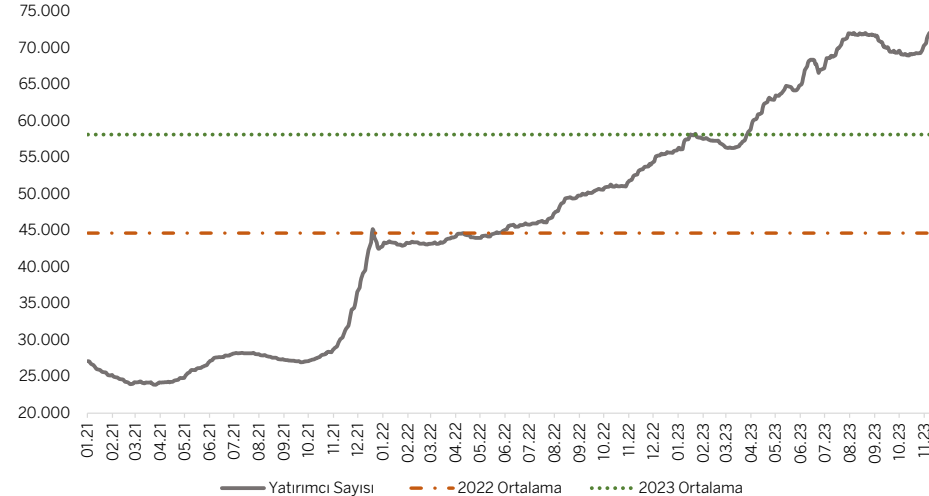
Kaynak : Bloomberg, Garanti BBVA Yatırım

Hazine Eurobondları Değişim

ISIN KODU	EUROBOND	VADE	10.11.23 GETİRİ%	17.11.23 GETİRİ%	Fark Bps	PARA BİRİMİ
US900123CR91	TURKEY 7 1/4 12/23/23	23.12.2023	2,42	2,32	-10	USD
US900123CV04	TURKEY 6.35 08/10/24	10.08.2024	5,80	5,64	-16	USD
XS1629918415	TURKEY 3 1/4 06/14/25	14.06.2025	4,66	4,46	-20	EUR
XS2361850527	TURKEY 4 3/8 07/08/27	08.07.2027	5,88	5,67	-21	EUR
XS1909184753	TURKEY 5.2 02/16/26	16.02.2026	5,44	5,23	-21	EUR
US900123CT57	TURKEY 7.5/8 04/26/29	26.04.2029	8,24	7,92	-32	USD
US900123AL40	TURKEY 11 7/8 01/15/30	15.01.2030	8,17	7,85	-32	USD
US900123DB31	TURKEY 4 3/4 01/26/26	26.01.2026	7,37	7,04	-33	USD
US900123CQ19	TURKEY 6 1/8 10/24/28	24.10.2028	7,99	7,65	-34	USD
US900123CZ18	TURKEY 6 3/8 10/14/25	14.10.2025	7,19	6,82	-37	USD
US900123CX69	TURKEY 4 1/4 03/13/25	13.03.2025	6,83	6,42	-41	USD

Kaynak : Bloomberg, Garanti BBVA Yatırım

Eurobond Fonları Yatırımcı Sayısı



Kaynak : TEFAS, Garanti BBVA Yatırım

Hazine Eurobondları

ISIN KODU	EUROBOND	KUPON	VADE	ALİŞ (TEMİZ)	SATIŞ (TEMİZ)	BİRİKMiŞ FAİZ	ALİŞ GETİRİ%	SATIŞ GETİRİ%	PARA BİRİMİ	SONRAKİ KUPON TARİHİ	KUPON SIKLIĞI	DURASYON	İHRAÇ EDİLEN TUTAR
US900123CR91	TURKEY 7 1/4 12/23/23	7,25	23.12.2023	99,949	100,477	2,98	8,25	2,32	USD	23.12.2023	2	0,10	2.000.000.000
US900123CF53	TURKEY 5 3/4 03/22/24	5,75	22.03.2024	99,661	100,3	0,94	6,94	5,02	USD	22.03.2024	2	0,35	2.500.000.000
US900123CV04	TURKEY 6.35 08/10/24	6,35	10.08.2024	99,926	100,58	1,78	6,58	5,64	USD	10.02.2024	2	0,72	2.250.000.000
US900123CW86	TURKEY 5.6 11/14/24	5,6	14.11.2024	98,995	99,765	0,11	6,78	5,91	USD	14.05.2024	2	0,98	2.500.000.000
US900123AW05	TURKEY 7 3/8 02/05/25	7,375	05.02.2025	100,921	101,448	2,17	6,70	6,24	USD	05.02.2024	2	1,16	3.250.000.000
US900123CX69	TURKEY 4 1/4 03/13/25	4,25	13.03.2025	96,672	97,456	0,80	7,07	6,42	USD	13.03.2024	2	1,29	2.000.000.000
US900123CZ18	TURKEY 6 3/8 10/14/25	6,375	14.10.2025	98,593	99,341	0,66	7,25	6,82	USD	14.04.2024	2	1,82	2.500.000.000
US900123DB31	TURKEY 4 3/4 01/26/26	4,75	26.01.2026	95,089	95,634	1,52	7,33	7,04	USD	26.01.2024	2	2,07	1.750.000.000
US900123CJ75	TURKEY 4 1/4 04/14/26	4,25	14.04.2026	93,361	94,099	0,44	7,43	7,07	USD	14.04.2024	2	2,30	1.500.000.000
US900123CK49	TURKEY 4 7/8 10/09/26	4,875	09.10.2026	93,532	94,278	0,57	7,51	7,20	USD	09.04.2024	2	2,71	3.000.000.000
US900123CL22	TURKEY 6 03/25/27	6	25.03.2027	95,549	96,373	0,93	7,62	7,32	USD	25.03.2024	2	3,05	3.250.000.000
USM88269US88	TURKEY 8.6 09/24/27	8,6	24.09.2027	103,155	103,933	1,36	7,72	7,49	USD	24.03.2024	2	3,33	2.000.000.000
US900123DF45	TURKEY 9 7/8 01/15/28	9,875	15.01.2028	106,888	107,584	3,46	7,99	7,79	USD	15.01.2024	2	3,43	3.500.000.000
US900123CP36	TURKEY 5 1/8 02/17/28	5,125	17.02.2028	91,142	91,765	1,34	7,70	7,52	USD	17.02.2024	2	3,80	2.000.000.000
US900123CQ19	TURKEY 6 1/8 10/24/28	6,125	24.10.2028	93,543	94,13	0,46	7,81	7,65	USD	24.04.2024	2	4,29	2.750.000.000
US900123CT57	TURKEY 7 5/8 04/26/29	7,625	26.04.2029	98,278	99,116	0,53	8,12	7,92	USD	26.04.2024	2	4,52	3.000.000.000
US900123AL40	TURKEY 11 7/8 01/15/30	11,88	15.01.2030	119,071	120,16	4,16	8,04	7,85	USD	15.01.2024	2	4,53	1.500.000.000
US900123CY43	TURKEY 5 1/4 03/13/30	5,25	13.03.2030	85,959	86,836	0,99	8,23	8,03	USD	13.03.2024	2	5,32	2.000.000.000
US900123DA57	TURKEY 5.95 01/15/31	5,95	15.01.2031	87,727	88,537	2,08	8,36	8,19	USD	15.01.2024	2	5,70	2.250.000.000
US900123DC14	TURKEY 5 7/8 06/26/31	5,875	26.06.2031	86,727	87,555	2,37	8,36	8,20	USD	26.12.2023	2	5,96	1.750.000.000
US900123DG28	TURKEY 9 3/8 01/19/33	9,375	19.01.2033	104,918	105,672	3,18	8,70	8,57	USD	19.01.2024	2	6,23	2.750.000.000
US900123DD96	TURKEY 6 1/2 09/20/33	6,5	20.09.2033	87,958	88,818	1,10	8,40	8,25	USD	20.03.2024	2	7,15	1.500.000.000
US900123AT75	TURKEY 8 02/14/34	8	14.02.2034	98,274	99,057	2,16	8,34	8,21	USD	14.02.2024	2	6,99	1.500.000.000
US900123AY60	TURKEY 6 7/8 03/17/36	6,875	17.03.2036	87,225	87,985	1,22	8,68	8,55	USD	17.03.2024	2	8,09	2.750.000.000
US900123BB58	TURKEY 7 1/4 03/05/38	7,25	05.03.2038	89,33	90,201	1,53	8,65	8,53	USD	05.03.2024	2	8,65	1.000.000.000
US900123BG46	TURKEY 6 3/4 05/30/40	6,75	30.05.2040	82,826	83,877	3,21	8,81	8,66	USD	30.11.2023	2	9,18	2.000.000.000
US900123BJ84	TURKEY 6 01/14/41	6	14.01.2041	75,829	76,736	2,12	8,83	8,69	USD	14.01.2024	2	9,67	3.000.000.000
US900123CB40	TURKEY 4 7/8 04/16/43	4,875	16.04.2043	65,088	65,706	0,47	8,71	8,62	USD	16.04.2024	2	10,89	3.000.000.000
US900123CG37	TURKEY 6 5/8 02/17/45	6,625	17.02.2045	79,028	79,733	1,73	8,92	8,83	USD	17.02.2024	2	10,25	3.000.000.000
US900123CM05	TURKEY 5 3/4 05/11/47	5,75	11.05.2047	70,152	70,824	0,16	8,89	8,79	USD	11.05.2024	2	11,10	3.500.000.000
XS1843443356	TURKEY 4 5/8 03/31/25	4,625	31.03.2025	99,675	100,223	2,97	4,93	4,45	EUR	31.03.2024	1	1,32	1.250.000.000
XS1629918415	TURKEY 3 1/4 06/14/25	3,25	14.06.2025	97,633	98,253	1,42	4,92	4,46	EUR	14.06.2024	1	1,54	1.000.000.000
US900123CN87	TURKEY 3 1/4 06/14/25	3,25	14.06.2025	97,5	98,567	1,42	4,94	4,21	EUR	14.06.2024	1	1,54	1.000.000.000
XS1909184753	TURKEY 5.2 02/16/26	5,2	16.02.2026	99,448	100,044	3,96	5,56	5,23	EUR	16.02.2024	1	2,10	1.500.000.000
XS2361850527	TURKEY 4 3/8 07/08/27	4,375	08.07.2027	95,189	96,01	1,63	5,94	5,67	EUR	08.07.2024	1	3,39	1.500.000.000

Vade yakından uzak olana göre sıralıdır.

Kaynak : Bloomberg, Garanti BBVA Yatırım

Reel Sektör Eurobondlar

ISIN KODU	ŞİRKET	KUPON	VADE	ALIŞ (TEMİZ)	SATIŞ (TEMİZ)	BİRİKMİ Ş FAİZ	ALIŞ GETİRİ%	SATIŞ GETİRİ%	PARA BİRİMİ	SONRAKI KUPON TARİHİ	KUPON SIKLIĞI	PAYMENT RANK	DURASYON	İHRAÇ EDİLEN TUTAR	VADE TİPİ	SONRAKI GERİ ÇAĞIRMA TARİHİ
XS2404286101	FİBA YENİLENEBİLİR HOLDİ	5	20.12.2023	99,812	100,395	20,97	7,19	0,10	USD		2	SR UNSECURED	0,08	50.000.000	AT MATURITY	
XS1917720911	TURK İHRACAT KR BK	8,25	24.01.2024	100,171	100,749	26,81	7,07	3,84	USD		2	SR UNSECURED	0,18	500.000.000	AT MATURITY	
XS1814962582	TURK İHRACAT KR BK	6,125	03.05.2024	99,66	100,013	3,06	6,88	6,08	USD		2	SR UNSECURED	0,45	500.000.000	AT MATURITY	
XS2479964350	FİBA YENİLENEBİLİR HOLDİ	7,75	28.06.2024	100,203	100,82	30,78	7,38	6,32	USD		2	SR UNSECURED	0,58	25.000.000	AT MATURITY	
XS2017334058	PERA FUNDING DAC	9,2617	10.07.2024			0,01			USD		4	PASS THRU CERTS		150.000.000	PASS-THRU	
XS1577950402	COCA-COLA İCECEK AS	4,215	19.09.2024	97,989	98,163	7,26	6,74	6,52	USD	19.06.2024	2	SR UNSECURED	0,82	500.000.000	CALLABLE	19.06.2024
XS2542771345	FİBA HOLDING AS	9	10.10.2024	100,174	100,619	10,25	6,60	0,74	USD	18.12.2023	1	SR UNSECURED	0,08	50.000.000	CALLABLE	18.12.2023
XS1686704948	TURKIYE PETROL RAFİNER	4,5	18.10.2024	97,501	97,626	4,13	7,39	7,24	USD	20.07.2024	2	SR UNSECURED	0,90	700.000.000	CALLABLE	20.07.2024
XS2667526011	ALBARAKA SUKUK LTD	7,61908	10.11.2024			2,33			USD		4	SR UNSECURED		150.000.000	AT MATURITY	
XS2071397850	MERSİN ULUSLARARASI Lİ	5,375	15.11.2024	99,725	99,885	0,90	11,99	8,14	USD	06.12.2023	2	SR UNSECURED	0,04	600.000.000	CALLABLE	06.12.2023
XS2100270508	TURKIYE SINAI KALKINMA	6	23.01.2025	98,479	98,987	19,67	7,36	6,90	USD		2	SR UNSECURED	1,13	400.000.000	AT MATURITY	
XS1961766596	KOC HOLDING AS	6,5	11.03.2025	99,185	99,337	12,64	7,15	7,03	USD	11.12.2024	2	SR UNSECURED	1,26	750.000.000	CALLABLE	11.12.2024
XS1298711729	TURKCELL İLETİSİM HİZME	5,75	15.10.2025	96,754	96,98	5,75	7,61	7,48	USD		2	SR UNSECURED	1,82	500.000.000	AT MATURITY	
XS2241387500	ULKER BISKUVİ SANAYİ AS	6,95	30.10.2025	94,18	94,533	4,05	10,33	10,11	USD		2	SR UNSECURED	1,84	650.000.000	AT MATURITY	
XS2265255997	CALIK HOLDING	13,0043	25.11.2025	105,702	106,702	63,58	10,11	9,57	USD		2	SR UNSECURED	0,01	85.000.000	AT MATURITY	
XS1301525207	ALBARAKA SUKUK LTD	9,371	30.11.2025	100,25	101,746	44,51	9,23	8,41	USD		2	SUBORDINATED	1,81	250.000.000	CALLABLE	
XS2010029234	İSTANBUL METROPOLİTAN	6,375	09.12.2025	94,55	95,688	28,69	9,35	8,71	USD		2	SR UNSECURED	1,89	580.000.000	AT MATURITY	
XS2281369301	TURKIYE SINAI KALKINMA	5,875	14.01.2026	95,705	96,027	20,73	8,09	7,92	USD		2	SR UNSECURED	2,00	350.000.000	AT MATURITY	
XS2395576437	TURK İHRACAT KR BK	9,375	31.01.2026	102,488	103,137	28,91	8,10	7,78	USD		2	SR UNSECURED	1,98	500.000.000	AT MATURITY	
XS1961010987	TURK SİSE VE CAM FABRİK	6,95	14.03.2026	97,806	97,937	12,93	8,00	7,93	USD	14.12.2025	2	SR UNSECURED	2,15	700.000.000	CALLABLE	14.12.2025
N/A	TURK SİSE VE CAM FABRİK	0	14.03.2026	83,478	84,478	-	7,95	7,42	USD		2	UNSECURED	2,32	150.000.000	AT MATURITY	
XS2337336445	PEGASUS HAVA TAŞIMACI	9,25	30.04.2026	101,148	101,449	5,40	8,38	8,16	USD	30.04.2024	2	SR UNSECURED	1,38	375.000.000	CALLABLE	30.04.2024
XS2346915890	ZORLU YENİLENEBİLİR	9	01.06.2026	93,214	93,941	42,50	12,74	12,32	USD	18.12.2023	2	SR SECURED	1,88	300.000.000	CALL/SINK	18.12.2023
XS2332876106	TURK İHRACAT KR	5,75	06.07.2026	94,608	95,352	21,56	8,07	7,74	USD		2	SR UNSECURED	2,42	750.000.000	AT MATURITY	
XS2368781477	AYDEM YENİLENEBİLİR ENİ	7,75	02.02.2027	88,173	88,415	23,47	13,14	13,02	USD	02.02.2024	2	SR SECURED	2,37	750.000.000	CALL/SINK	02.02.2024
USU0567PAA40	TURKISH AIRLİN 15-1A PTT	4,2	15.03.2027	90,437	91,267	3,42	9,92	9,39	USD		2	PASS THRU CERTS	1,77	328.274.000	SINK/EXT	
XS2468421248	İSTANBUL METROPOLİTAN	10,75	12.04.2027	102,762	103,775	11,65	9,77	9,42	USD		2	SR UNSECURED	2,91	305.000.000	AT MATURITY	
XS1803215869	TURKCELL İLETİSİM HİZME	5,8	11.04.2028	91,665	92,16	6,44	8,09	7,95	USD	11.01.2028	2	SR UNSECURED	3,89	500.000.000	CALLABLE	11.01.2028
XS235105292	ANADOLU EFES BİR	3,375	29.06.2028	81,514	83,593	13,31	8,28	7,67	USD	29.03.2028	2	SR UNSECURED	4,20	500.000.000	CALLABLE	29.03.2028
XS2678232781	TURKIYE SINAI KALKINMA	9,375	19.10.2028	103,901	104,171	16,15	8,38	8,31	USD		2	SR UNSECURED	4,01	300.000.000	AT MATURITY	
XS2434515313	COCA-COLA İCECEK AS	4,5	20.01.2029	88,063	88,486	15,13	7,31	7,21	USD	20.10.2028	2	SR UNSECURED	4,55	500.000.000	CALLABLE	20.10.2028
XS2034164074	AKTİF YRM (ATF BK SUKUK)	6,5	01.08.2029	98,848	99,633	19,86	6,74	6,57	USD		1	SECURED	4,85	40.000.000	AT MATURITY	
USC3314PAD80	ELDORADO GOLD CORP	6,25	01.09.2029	89,87	90,503	13,89	8,50	8,35	USD	01.09.2024	2	SR UNSECURED	4,81	500.000.000	CALLABLE	01.09.2024
XS2384355520	KT21 T2 CO LTD	6,125	16.12.2031	93,813	94,084	26,37	8,65	8,53	USD	16.09.2026	2	SUBORDINATED	2,76	350.000.000	CALLABLE	16.09.2026
XS2339789732	LİMAK İSKENDERUN	9,5	10.07.2036	88,11	90,208	10,78	11,78	11,35	USD	01.01.2029	4	SR SECURED	5,50	370.000.000	CALL/SINK	01.01.2029
USG59588AA48	MEDYA HOLD INTL LTD	10	28.06.2049			39,72			USD		2	COMPANY GUARNT		25.000.000	CONVERTIBLE	
XS1772390628	BEREKET ONE LTD	11,422		100,519	102,519	28,87	9,02	1,17	USD	20.02.2024	2	SUBORDINATED	0,25	205.000.000	PERP/CALL	20.02.2024
XS2028862998	KT ONE CO LTD	9,13				31,70			USD	16.07.2024	2	JR SUBORDINATED		200.000.000	PERP/CALL	16.07.2024
XS2227803819	KT ONE CO LTD	9,95				14,65			USD	28.09.2025	2	JR SUBORDINATED		50.000.000	PERP/CALL	28.09.2025
XS2346972263	ARCELİK AS	3	27.05.2026	93,115	93,933	14,59	6,02	5,65	EUR	27.02.2026	1	SR UNSECURED	2,42	350.000.000	CALLABLE	27.02.2026
XS2357838601	SASATI POLYESTER	3,25	30.06.2026			0,18			EUR		4	COMPANY GUARNT		200.000.000	CONV/PUT/CALL	

Vade yakından uzak olana göre sıralıdır.

Kaynak : Bloomberg, Garanti BBVA Yatırım

Finans Sektörü Eurobondlar - 1

ISIN KODU	ŞİRKET	KUPON	VADE	ALİŞ (TEMİZ)	SATIŞ (TEMİZ)	BİRİKMiŞ FAİZ	ALİŞ GETİRİ%	SATIŞ GETİRİ%	PARA BİRİMİ	SONRAKİ KUPON TARİHİ	KUPON SIKLIĞI	PAYMENT RANK	DURASYON	İHRAÇ EDİLEN TUTAR	VADE TİPİ	SONRAKİ GERİ ÇAĞIRMA TARİHİ
XS1003016018	TURKIYE IS BANKASI A.S	7,85	10.12.2023	100,072	100,312	35,11	6,26	1,87	USD	10.12.2023	2	SUBORDINATED	0	400000000	AT MATURITY	
XS2565294241	QNB FINANSBANK AS/TURKEY	8,25	12.12.2023	99,992	100,593	77,69	7,79	-1,77	USD	12.12.2023	0	SR UNSECURED	0	250000000	AT MATURITY	
XS2667518422	DENIZBANK AS	8,40	16.02.2024	99,664	100,319	22,17	9,64	6,87	USD	16.02.2024	0	SR UNSECURED	0	120250000	AT MATURITY	
XS2591149930	TURKIYE IS BANKASI A.S	8,70	26.02.2024	100,205	100,876	12953,33	7,43	5,01	USD	26.02.2024	0	SR UNSECURED	0	74000000	AT MATURITY	
XS1970705528	TURKIYE VAKIFLAR BANKASI	8,13	28.03.2024	100,246	100,891	11,96	7,32	5,49	USD	28.03.2024	2	SR UNSECURED	0	600000000	AT MATURITY	
XS1578203462	TURKIYE IS BANKASI A.S	6,13	25.04.2024	99,634	99,880	4,42	6,97	6,39	USD	25.04.2024	2	SR UNSECURED	0	1250000000	AT MATURITY	
XS2354246220	QNB FINANSBANK AS/TURKEY	8,65	15.06.2024	100,981	101,591	16,07	6,86	5,78	USD	15.12.2023	4	UNSECURED	0	500000000	AT MATURITY	
XS1634372954	YAPI VE KREDI BANKASI AS	5,85	21.06.2024	99,499	99,716	24,38	6,73	6,34	USD	21.12.2023	2	SR UNSECURED	1	500000000	AT MATURITY	
XS2653146196	DENIZBANK AS	9,25	20.07.2024	99,15	99,826	31,35	10,29	9,24	USD	20.07.2024	0	SR UNSECURED	1	100000000	AT MATURITY	
XS2656580912	DENIZBANK AS	9,25	27.07.2024	99,326	99,964	29,55	10,26	9,27	USD	26.01.2024	2	SR UNSECURED	1	238000000	AT MATURITY	
XS2661086723	DENIZBANK AS	9,25	03.08.2024	99,285	99,929	28,01	10,29	9,32	USD	03.02.2024	2	SR UNSECURED	1	210000000	AT MATURITY	
XS2669242245	DENIZBANK AS	9,15	19.08.2024	99,288	99,958	23,64	10,38	9,38	USD	19.02.2024	1	SR UNSECURED	1	110000000	AT MATURITY	
XS2672305526	DENIZBANK AS	8,90	27.08.2024	98,91	99,578	21,26	10,38	9,45	USD	27.02.2024	2	SR UNSECURED	1	133000000	AT MATURITY	
XS1959391019	QNB FINANSBANK AS/TURKEY	6,88	07.09.2024	100,135	100,438	14,13	6,68	6,28	USD	07.03.2024	2	SR UNSECURED	1	650000000	AT MATURITY	
XS2676882652	TURKIYE VAKIFLAR BANKASI	8,35	09.09.2024	99,918	100,463	3386,39	8,32	7,61	USD	09.09.2024	0	SR UNSECURED	1	800000000	AT MATURITY	
XS2675112176	DENIZBANK AS	8,90	10.09.2024	98,836	99,502	18,05	10,41	9,52	USD	08.03.2024	2	SR UNSECURED	1	146700000	AT MATURITY	
XS2675280635	YAPI VE KREDI BANKASI AS	8,35	11.09.2024	99,928	100,503	3525,56	8,30	7,55	USD	11.09.2024	0	SR UNSECURED	1	500000000	AT MATURITY	
XS2678892360	TURKIYE IS BANKASI A.S	8,20	12.09.2024	99,908	100,496	3188,89	8,19	7,43	USD	12.09.2024	0	SR UNSECURED	1	400000000	AT MATURITY	
XS2690024687	DENIZBANK AS	8,75	21.09.2024	98,656	99,328	14,83	10,44	9,58	USD	20.03.2024	2	SR UNSECURED	1	133000000	AT MATURITY	
XS1958649854	YAPI VE KREDI BANKASI AS	8,25	15.10.2024	101,235	101,417	8,25	6,80	6,59	USD	15.04.2024	2	SR UNSECURED	1	500000000	AT MATURITY	
XS221119313	AKBANK TAS	6,05	15.11.2024	98,46	99,071	1,01	7,70	7,04	USD	15.05.2024	2	SR UNSECURED	1	500000000	AT MATURITY	
XS2678892287	TURKIYE IS BANKASI A.S	8,20	18.11.2024	98,976	99,522	3188,89	9,18	8,59	USD	18.11.2024	0	SR UNSECURED	1	115000000	AT MATURITY	
XS2104914069	YAPI VE KREDI BANKASI AS	6,05	10.12.2024	99,154	99,755	5411,39	6,89	6,29	USD	10.12.2023	2	SR UNSECURED	1	500000000	AT MATURITY	
XS2094608580	TURKIYE GARANTI BANKASI	5,25	20.12.2024	100,501	101,102	4404,17	4,76	4,19	USD	20.12.2023	2	SR UNSECURED	1	500000000	AT MATURITY	
XS2112797290	TURKIYE VAKIFLAR BANKASI	5,25	05.02.2025	97,318	98,068	15,46	7,61	6,94	USD	05.02.2024	2	SR UNSECURED	1	750000000	AT MATURITY	
XS1210422074	AKBANK TAS	5,13	31.03.2025	97,001	97,782	7,26	7,48	6,85	USD	31.03.2024	2	SR UNSECURED	1	500000000	AT MATURITY	
XS2266963003	TURKIYE VAKIFLAR BANKASI	6,50	08.01.2026	96,904	97,742	24,01	8,10	7,66	USD	08.01.2024	2	SR UNSECURED	2	750000000	AT MATURITY	
XS2131335270	AKBANK TAS	6,80	06.02.2026	98,423	98,725	19,83	7,58	7,43	USD	06.02.2024	2	SR UNSECURED	2	500000000	AT MATURITY	
XS2306847158	TURKIYE IS BANKASI A.S	5,05	25.02.2026	85,677	86,677	7462,78	12,70	12,10	USD	25.02.2024	1	SR UNSECURED	2	130000000	AT MATURITY	
XS2274089288	TC ZIRAAT BANKASI AS	5,38	02.03.2026	94,182	94,875	11,80	8,22	7,87	USD	02.03.2024	2	SR UNSECURED	2	600000000	AT MATURITY	
XS1389891190	NUROL YATIRIM BANKASI	10,00	31.03.2026			14,17			USD	30.03.2024	2	SUBORDINATED		100000000	CALLABLE	29.12.2023
XS2340073605	AKTIF YATIRIM BANKASI	6,50	07.05.2026	95,542	96,542	165,26	7,42	6,99	USD	07.05.2026	0	SR UNSECURED	2	500000000	AT MATURITY	
XS2581381634	TC ZIRAAT BANKASI AS	9,50	01.08.2026	102,902	103,568	29,03	8,27	7,99	USD	01.02.2024	2	SR UNSECURED	2	500000000	AT MATURITY	

Vade yakından uzak olana göre sıralıdır.

Kaynak : Bloomberg, Garanti BBVA Yatırım

Finans Sektörü Eurobondlar - 2

ISIN KODU	ŞİRKET	KUPON	VADE	ALİŞ (TEMİZ)	SATIŞ (TEMİZ)	BİRİKMİŞ FAİZ	ALİŞ GETİRİ%	SATIŞ GETİRİ%	PARA BİRİMİ	SONRAKI KUPON TARİHİ	KUPON SIKLIĞI	PAYMENT RANK	DURASYON	İHRAÇ EDİLEN TUTAR	VADE TİPİ	SONRAKI GERİ ÇAĞIRMA TARİHİ
XS2386558113	TURKIYE VAKIFLAR BANKASI	5,50	01.10.2026	93,304	94,124	7,64	8,17	7,83	USD	01.04.2024	2	SR UNSECURED	3	500000000	AT MATURITY	
XS1617531063	TURKIYE GARANTI BANKASI	7,18	24.05.2027	94,671	95,579	35,29	8,98	8,66	USD	24.11.2023	2	SUBORDINATED	3	750000000	CALLABLE	
XS1655085485	ODEA BANK AS	8,61	01.08.2027	84,56	84,760	26,30	14,10	14,02	USD	01.02.2024	2	SUBORDINATED	3	300000000	CALLABLE	
XS2533730326	AKTIF YATIRIM BANKASI	8,75	14.09.2027	100,023	101,023	103,80	7,67	-4,57	USD	14.09.2027	0	SR UNSECURED	0	500000000	CALLABLE	18.12.2023
XS1706923148	CREDIT EUROPE BANK NV	9,62	09.11.2027	97,361	100,953	3,21	15,63	7,48	USD	09.05.2024	2	SUBORDINATED	0	150000000	CALLABLE	09.05.2024
XS1386178237	FIBABANKA AS	9,80	24.11.2027	94,617	96,715	15,51	11,50	10,82	USD	24.03.2024	2	SUBORDINATED	3	300000000	CALLABLE	
XS1623796072	TURKIYE IS BANKASI A.S	9,19	29.06.2028	101,066	101,980	36,26	8,90	8,66	USD	29.12.2023	2	SUBORDINATED	4	500000000	CALLABLE	
XS2677517497	TURKIYE VAKIFLAR BANKASI	9,00	12.10.2028	101,779	102,320	17,25	8,54	8,40	USD	12.04.2024	2	SR UNSECURED	4	750000000	AT MATURITY	
XS2445343689	YAPI VE KREDI BANKASI AS	9,25	16.10.2028	103,012	103,408	17,47	8,48	8,38	USD	16.04.2024	2	SR UNSECURED	4	500000000	AT MATURITY	
XS2041003901	TURKIYE IS BANKASI A.S	8,10	03.12.2029	77,062	78,062	15660,00	13,97	13,67	USD	03.12.2023	1	SR UNSECURED	4	500000000	AT MATURITY	
XS2096028571	FIBABANKA AS	16,87	31.12.2029			67,48			USD	31.12.2023	2	SUBORDINATED		300000000	AT MATURITY	
XS2106022754	TURKIYE IS BANKASI A.S	7,75	22.01.2030	98,048	98,167	25,62	9,53	9,42	USD	22.01.2024	2	SUBORDINATED	1	750000000	CALLABLE	22.01.2025
XS2286436451	YAPI VE KREDI BANKASI AS	7,88	22.01.2031	96,897	97,381	26,03	9,48	9,22	USD	22.01.2024	2	SUBORDINATED	2	500000000	CALLABLE	22.01.2026
XS2355183091	AKBANK TAS	6,80	22.06.2031	95,102	95,248	28,14	13,96	8,89	USD	22.12.2023	2	SUBORDINATED	2	500000000	CALLABLE	22.06.2026
XS1626188491	SEKERBANK TURK AS	12,00	12.06.2032	95,641	96,385	53,00	10,58	13,30	USD	12.12.2023	2	SUBORDINATED	3	850000000	CALLABLE	14.06.2027
XS2659197151	AKBANK TAS	9,60	25.07.2033	94,692	95,384	30,93	10,48	10,36	USD	25.01.2024	2	JR SUBORDINATED	6	150000000	CALLABLE	25.07.2028
XS2611752663	AKBANK TAS	9,60	25.07.2033	93,308	94,080	30,93	10,72	10,59	USD	25.01.2024	2	JR SUBORDINATED	6	750000000	CALLABLE	25.07.2028
XS2611747234	AKBANK TAS	9,60	25.07.2033	93,308	94,080	30,93	10,72	10,59	USD	25.01.2024	2	JR SUBORDINATED	6	750000000	CALLABLE	25.07.2028
XS1867595750	YAPI VE KREDI BANKASI AS	13,88		100,607	101,488	48,56	9,32	3,72	USD	15.01.2024	2	JR SUBORDINATED	0	650000000	PERP/CALL	15.01.2024
XS2327872524	ALTERNATIFBANK AS	10,50				14,88			USD	31.03.2024	2	JR SUBORDINATED		200000000	PERP/CALL	31.03.2026
XS1005342313	TURKIYE GARANTI BANKASI	5,00	18.12.2023			21,25			EUR	18.12.2023	2	SR UNSECURED		250000000	AT MATURITY	
XS2590220880	TURKIYE VAKIFLAR BANKASI	5,25	27.02.2024	99,639	100,056	0,14	6,63	5,04	EUR	27.02.2024	4	SR UNSECURED	0	100000000	AT MATURITY	
XS2590220963	TURKIYE VAKIFLAR BANKASI	5,25	29.02.2024	99,629	100,051	13,09	6,63	5,06	EUR	22.11.2023	4	SR UNSECURED	0	100000000	AT MATURITY	
XS2590221185	TURKIYE VAKIFLAR BANKASI	5,25	01.03.2024	99,625	100,049	12,95	6,63	5,07	EUR	23.11.2023	4	SR UNSECURED	0	100000000	AT MATURITY	
XS2595691416	TURKIYE VAKIFLAR BANKASI	5,70	15.03.2024	99,626	100,081	11,56	6,89	5,44	EUR	09.12.2023	4	SR UNSECURED	0	350000000	AT MATURITY	
XS2595691333	TURKIYE VAKIFLAR BANKASI	5,70	20.03.2024	99,614	100,080	10,62	6,89	5,44	EUR	14.12.2023	4	SR UNSECURED	0	350000000	AT MATURITY	
XS2595691507	TURKIYE VAKIFLAR BANKASI	5,70	21.03.2024	99,604	100,071	10,46	6,91	5,47	EUR	15.12.2023	4	SR UNSECURED	0	300000000	AT MATURITY	
XS2688515852	TURKIYE IS BANKASI A.S	6,00	13.09.2024	102,06	102,913	2300,00	3,35	2,31	EUR	13.09.2024	0	SR UNSECURED	1	440000000	AT MATURITY	
XS2417923583	AKTIF YATIRIM BANKASI	4,75	06.12.2026	94,849	95,853	45,55	6,68	6,29	EUR	06.12.2023	1	SR UNSECURED	3	650000000	AT MATURITY	
XS1053294820	TURKIYE GARANTI BANKASI	5,10	07.04.2027			6,23			EUR	07.04.2024	2	SR UNSECURED		200000000	AT MATURITY	
XS1066070951	YAPI VE KREDI BANKASI AS	5,00	13.05.2027			111,11			EUR	13.05.2024	2	SR UNSECURED		100000000	AT MATURITY	
XS111017874	AKBANK TAS	4,00	17.09.2029			711,11			EUR	17.03.2024	2	SR UNSECURED	5	100000000	AT MATURITY	

Vade Tipi

Callable: Geri Çağrılabilir

At Maturity: Vadede İfta

Vade yakından uzak olana göre sıralıdır.

Tüm fiyatlamalar Bloomberg terminalde rapor yayınlanma tarihinde geçen indikatif getirilerden oluşmaktadır. İşlem sırasında piyasa koşullarından kaynaklanan fiyatlamada farklılıkları oluşabilir.

Kaynak : Bloomberg, Garanti BBVA Yatırım

Özgür Yurtdaşseven
Birim Müdürü
OYurtdasseven@garantibbva.com.tr

Haluk Acar
Yönetici
HAcar@garantibbva.com.tr

Emre Mursaloğlu
Yönetmen
EMursaloglu@garantibbva.com.tr

YASAL UYARI: Bu rapordaki veri ve grafikler güvenilirliğine inandığımız sağlam kaynaklardan derlenmiş olup, yapılan yorumlar sadece GARANTİ YATIRIM MENKUL KIYMETLER A.Ş.'nin görüşünü yansıtmaktadır. Türkiye Garanti Bankası A.Ş.'nin bu rapordaki veri ve içeriğe ilişkin herhangi bir sorumluluğu bulunmamaktadır. Bu bilgiler ışığında yapılan ve yapılacak olan ileriye dönük yatırımların sonuçlarından Şirketimiz ve Türkiye Garanti Bankası A.Ş. hiçbir şekilde sorumlu tutulamaz. Ayrıca, Garanti Yatırım Menkul Kıymetler A.Ş.'nin yazılı izni olmadıkça bu raporların içeriği kısmen ya da tamamen üçüncü kişilerce hiçbir şekil ve ortamda yayınlanamaz, iktisap edilemez, alıntı yapılamaz, kullanılamaz. Rapor gönderilen kişiye özel ve münhasırdır. İlave olarak, bu raporun gönderildiği ve yukarıdaki açıklamalarımız doğrultusunda kullanıldığı ülkelerdeki yasal düzenlemelerden kaynaklı tüm talep ve dava haklarımız saklıdır. "Burada yer alan yatırım bilgi, yorum ve tavsiyeleri yatırım danışmanlığı kapsamında değildir. Yatırım danışmanlığı hizmeti, yetkili kuruluşlar tarafından kişilerin risk ve getiri tercihleri dikkate alınarak kişiye özel sunulmaktadır. Burada yer alan yorum ve tavsiyeler ise genel niteliktedir. Bu tavsiyeler mali durumunuz ile risk ve getiri tercihlerinize uygun olmayabilir. Bu nedenle, sadece burada yer alan bilgilere dayanılarak yatırım kararı verilmesi beklentilerinize uygun sonuçlar doğurmayabilir."